


## Shareholding Pattern under Regulation 31 of SEBI (Listing Obligations and Disclosure Requirements) Regulations, 2015

1.	Name of Listed Entity: <b>Gufic Biosciences Limited</b>
2.	Scrip Code/Name of Scrip/Class of Security: <b>509079</b>
3.	Share Holding Pattern Filed under: <b>Reg. 31(1)(a)/Reg. 31(1)(b)/Reg.31(1)(c)</b>
	a. <b>If under 31(1)(b) then indicate the report for Quarter ending 31-12-2018 - PRE AMALGAMATION SHAREHOLDING PATTERN</b>
	b. <b>If under 31(1)(c) then indicate date of allotment/extinguishment</b>
4.	<b>Declaration: The Listed entity is required to submit the following declaration to the extent of submission of information:-</b>

	Particulars	Yes*	No*
1	Whether the Listed Entity has issued any partly paid up shares?		No
2	Whether the Listed Entity has issued any Convertible Securities or Warrants?		No
3	Whether the Listed Entity has any shares against which depository receipts are issued?		No
4	Whether the Listed Entity has any shares in locked-in?		No
5	Whether any shares held by promoters are pledge or otherwise encumbered?		No

\* If the Listed Entity selects the option 'No' for the questions above, the columns for the partly paid up shares, Outstanding Convertible Securities/Warrants, depository receipts, locked-in shares, No of shares pledged or otherwise encumbered by promoters, as applicable, shall not be displayed at the time of dissemination on the Stock Exchange website. Also wherever there is 'No' declared by Listed Entity in above table the values will be considered as 'Zero' by default on submission of the format of holding of specified securities.



*Jeetendra*  
CERTIFIED TRUE COPY  
For GUFIC BIOSCIENCES LIMITED

*Shivani*  
Company Secretary

**Gufic Biosciences Limited**

**Table I - Summary Statement holding of specified securities**

Category	Category of shareholder	Nos. of shareholders	No. of fully paid up equity shares held	No. of Partly paid-up equity shares held	No. of shares underlying Depository Receipts	Total nos. shares held	Shareholding as a % of total no. of shares (calculated as per SCRR, 1957)	Number of Voting Rights held in each class of securities			No. of Shares Underlying Outstanding convertible securities	Shareholding, as a % assuming full conversion of convertible securities	Number of Locked in shares		Number of Shares pledged or otherwise encumbered		Number of equity shares held in dematerialised form	
								No of Voting Rights					Total as a % of (A+B+C)	No. (a)	As a % of total Shares held(b)	No. (a)		As a % of total Shares held(b)
								Class eg: X	Class eg: y	Total								
(I)	(II)	(III)	(IV)	(V)	(VI)	(VII) =	(VIII) As a	(IX)			(X)	(XI) =	(XII)		(XIII)		(XIV)	
(A)	Promoter & Promoter Group	4	51176372	0	0	51176372	65.754	51176372	0	51176372	65.754	0	65.754	0	0	0	0	51133172
(B)	Public	17300	26653628	0	0	26653628	34.246	26653628	0	26653628	34.246	0	34.246	0	0	0	0	26517832
(C)	Non Promoter - Non Public																	
(C1)	Shares Underlying DRs	0	0	0	0	0	0	0	0	0	0	0	0	0	0	0	0	0
(C2)	Shares Held By Employee Trust	0	0	0	0	0	0	0	0	0	0	0	0	0	0	0	0	0
	Total	17304	77830000	0	0	77830000	100	77830000	0	77830000	100	0	100	0	0	0	0	77651004



*Handwritten signature*

**CERTIFIED TRUE COPY  
For GUFIC BIOSCIENCES LIMITED**

*Handwritten signature*  
**Company Secretary**


**Gufic Biosciences Limited**

**Table II - Statement showing shareholding pattern of the Promoter and Promoter Group**

	Category & Name of the shareholders	PAN	Nos. of shareholders	No. of fully paid up equity shares held	Partly paid-up equity shares held	No. of shares underlying Depository Receipts	Total nos. shares held	Shareholding % calculated as per SCRR, 1957 As a % of (A+B+C2)	Number of Voting Rights held in each class of securities			No. of Shares Underlying Outstanding convertible securities (including Warrants)	Shareholding, as a % assuming full conversion of convertible securities (as a percentage of diluted share capital)	Number of Locked in shares		Number of Shares pledged or otherwise encumbered		Number of equity shares held in dematerialised form	
									No of Voting Rights					Total as a % of (A+B+C)	No. (a)	As a % of total Shares held(b)	No. (a)		As a % of total Shares held(b)
									Class eg: X	Class eg: y	Total								
	(i)	(ii)	(iii)	(iv)	(v)	(vi)	(vii) =	(viii) As a	(ix)			(x)	(xi) =	(xii)	(xiii)	(xiv)			
<b>1</b>	<b>Indian</b>																		
(a)	Individuals / Hindu Undivided Family		2	25278885	0	0	25278885	32.4796	25278885	0	25278885	32.4796	0	32.4796	0	0	0	0	25278885
	Jayesh Pannalal Choksi	AACPC0001D	1	18010259	0	0	18010259	23.1405	18010259	0	18010259	23.1405	0	23.1405	0	0	0	0	18010259
	Pranav Jayesh Choksi	ACXPC9050F	1	7268626	0	0	7268626	9.3391	7268626	0	7268626	9.3391	0	9.3391	0	0	0	0	7268626
(b)	Central Government / State Government(s)		0	0	0	0	0	0	0	0	0	0	0	0	0	0	0	0	0
(c)	Financial Institutions / Banks		0	0	0	0	0	0	0	0	0	0	0	0	0	0	0	0	0
(d)	Any Other (Specify)		3	25897487	0	0	25897487	33.2744	25897487	0	25897487	33.2744	0	33.2744	0	0	0	0	25854287
	Bodies Corporate		3	25897487	0	0	25897487	33.2744	25897487	0	25897487	33.2744	0	33.2744	0	0	0	0	25854287
	Zircon Teconica Private Limited (Formerly Zircon Finance & Leasing Private Limited)	AAACZ1682L	1	20523330	0	0	20523330	26.3694	20523330	0	20523330	26.3694	0	26.3694	0	0	0	0	20523330
	Gufic Private Limited	AABCG1082E	1	5374157	0	0	5374157	6.905	5374157	0	5374157	6.905	0	6.905	0	0	0	0	5330957
	<b>Sub Total (A)(1)</b>		<b>4</b>	<b>51176372</b>	<b>0</b>	<b>0</b>	<b>51176372</b>	<b>65.754</b>	<b>51176372</b>	<b>0</b>	<b>51176372</b>	<b>65.754</b>	<b>0</b>	<b>65.754</b>	<b>0</b>	<b>0</b>	<b>0</b>	<b>0</b>	<b>51133172</b>
<b>2</b>	<b>Foreign</b>																		
(a)	Individuals (Non-Resident Individuals / Foreign Individuals)		0	0	0	0	0	0	0	0	0	0	0	0	0	0	0	0	0
(b)	Government		0	0	0	0	0	0	0	0	0	0	0	0	0	0	0	0	0
(c)	Institutions		0	0	0	0	0	0	0	0	0	0	0	0	0	0	0	0	0
(d)	Foreign Portfolio Investor		0	0	0	0	0	0	0	0	0	0	0	0	0	0	0	0	0
(e)	Any Other (Specify)		0	0	0	0	0	0	0	0	0	0	0	0	0	0	0	0	0
	<b>Sub Total (A)(2)</b>		<b>0</b>	<b>0</b>	<b>0</b>	<b>0</b>	<b>0</b>	<b>0</b>	<b>0</b>	<b>0</b>	<b>0</b>	<b>0</b>	<b>0</b>	<b>0</b>	<b>0</b>	<b>0</b>	<b>0</b>	<b>0</b>	<b>0</b>
	<b>Total Shareholding Of Promoter And Promoter Group (A)= (A)(1)+(A)(2)</b>		<b>4</b>	<b>51176372</b>	<b>0</b>	<b>0</b>	<b>51176372</b>	<b>65.754</b>	<b>51176372</b>	<b>0</b>	<b>51176372</b>	<b>65.754</b>	<b>0</b>	<b>65.754</b>	<b>0</b>	<b>0</b>	<b>0</b>	<b>0</b>	<b>51133172</b>

**CERTIFIED TRUE COPY**  
**For GUFIC BIOSCIENCES LIMITED**

*[Signature]*  
**Company Secretary**



**Gufic Biosciences Limited**

**Table III - Statement showing shareholding pattern of the Public shareholder**

Category & Name of the shareholders	PAN	Nos. of shareholders	No. of fully paid up equity shares held	Partly paid-up equity shares held	No. of shares underlying Depository Receipts	Total nos. shares held	Shareholding % calculated as per SCRR, 1957 As a % of (A+B+C2)	Number of Voting Rights held in each class of securities				Shares Underlying Outstanding convertible securities (including	ing, as a % assuming full conversion of convertible securities	Number of Locked in shares		Number of Shares pledged or otherwise encumbered		Number of equity shares held in dematerialised form	
								No of Voting Rights			Total as a % of (A+B+C)			No. (a)	As a % of total Shares held(b)	No. (a)	As a % of total Shares held(b)		
								Class eg: X	Class eg: y	Total									(XII)
(I)	(II)	(III)	(IV)	(V)	(VI)	(VII) =	(VIII) As a	(IX)				(X)	(XI)=	(XII)	(XIII)	(XIV)			
<b>1</b>	<b>Institutions</b>																		
(a)	<b>Mutual Fund</b>		2	6829775	0	0	6829775	8.7752	6829775	0	6829775	8.7752	0	8.7752	0	0	NA	NA	6829775
	Sbi Healthcare Opportunities Fund	AABTS6407Q	1	5297837	0	0	5297837	6.8069	5297837	0	5297837	6.8069	0	6.8069	0	0	NA	NA	5297837
	Icici Prudential Pharma Healthcare And Diagnost	AAAAI0038F	1	1531938	0	0	1531938	1.9683	1531938	0	1531938	1.9683	0	1.9683	0	0	NA	NA	1531938
(b)	<b>Venture Capital Funds</b>		0	0	0	0	0	0	0	0	0	0	0	0	0	0	NA	NA	0
(c)	<b>Alternate Investment Funds</b>		1	811856	0	0	811856	1.0431	811856	0	811856	1.0431	0	1.0431	0	0	NA	NA	811856
	Sbi Active Select Fund	AATTS7547M	1	811856	0	0	811856	1.0431	811856	0	811856	1.0431	0	1.0431	0	0	NA	NA	811856
(d)	<b>Foreign Venture Capital Investors</b>		0	0	0	0	0	0	0	0	0	0	0	0	0	0	NA	NA	0
(e)	<b>Foreign Portfolio Investor</b>		1	50000	0	0	50000	0.0642	50000	0	50000	0.0642	0	0.0642	0	0	NA	NA	50000
(f)	<b>Financial Institutions / Banks</b>		2	44850	0	0	44850	0.0576	44850	0	44850	0.0576	0	0.0576	0	0	NA	NA	44850
(g)	<b>Insurance Companies</b>		0	0	0	0	0	0	0	0	0	0	0	0	0	0	NA	NA	0
(h)	<b>Provident Funds/ Pension Funds</b>		0	0	0	0	0	0	0	0	0	0	0	0	0	0	NA	NA	0
(i)	<b>Any Other (Specify)</b>		0	0	0	0	0	0	0	0	0	0	0	0	0	0	NA	NA	0
	<b>Sub Total (B)(1)</b>		6	7736481	0	0	7736481	9.9402	7736481	0	7736481	9.9402	0	9.9402	0	0	NA	NA	7736481
<b>2</b>	<b>Central Government/ State Government(s)/ President of India</b>																		
	<b>Sub Total (B)(2)</b>		0	0	0	0	0	0	0	0	0	0	0	0	0	0	NA	NA	0
<b>3</b>	<b>Non-Institutions</b>																		
(a)	<b>Individuals</b>			0	0												NA	NA	
	<b>i. Individual shareholders holding nominal share capital up to Rs. 2 lakhs.</b>		16300	9298961	0	0	9298961	11.9478	9298961	0	9298961	11.9478	0	11.9478	0	0	NA	NA	9163165
	<b>ii. Individual shareholders holding nominal share capital in excess of Rs. 2 lakhs.</b>		7	6481424	0	0	6481424	8.3277	6481424	0	6481424	8.3277	0	8.3277	0	0	NA	NA	6481424
	Jagdish N Master	AARPM5483A		2072500	0	0	2072500	2.6629	2072500	0	2072500	2.6629	0	2.6629	0	0	NA	NA	2072500
	Vipula Jayesh Choksi	ACXPC2426M		2885273	0	0	2885273	3.7071	2885273	0	2885273	3.7071	0	3.7071	0	0	NA	NA	2885273
(b)	<b>NBFCs registered with RBI</b>		2	8250	0	0	8250	0.0106	8250	0	8250	0.0106	0	0.0106	0	0	NA	NA	8250
	<b>Trust Employee</b>		0	0	0	0	0	0	0	0	0	0	0	0	0	0	NA	NA	0
(d)	<b>Overseas Depositories(holding DRs) (balancing figure)</b>		0	0	0	0	0	0	0	0	0	0	0	0	0	0	NA	NA	0
(e)	<b>Any Other (Specify)</b>		985	3128512	0	0	3128512	4.0197	3128512	0	3128512	4.0197	0	4.0197	0	0	NA	NA	3128512
	IEPF		2	159373	0	0	159373	0.2048	159373	0	159373	0.2048	0	0.2048	0	0	NA	NA	159373
	<b>Foreign Nationals</b>		1	6996	0	0	6996	0.009	6996	0	6996	0.009	0	0.009	0	0	NA	NA	6996
	<b>Hindu Undivided Family</b>		390	473504	0	0	473504	0.6084	473504	0	473504	0.6084	0	0.6084	0	0	NA	NA	473504
	<b>Non Resident Indians (Non Repat)</b>		74	186906	0	0	186906	0.2401	186906	0	186906	0.2401	0	0.2401	0	0	NA	NA	186906

**CERTIFIED TRUE COPY**  
For GUFIC BIOSCIENCES LIMITED

*Shri Patil*



Non Resident Indians (Repat)	210	203990	0	0	203990	0.2621	203990	0	203990	0.2621	0	0.2621	0	0	NA	NA	203990
Clearing Member	96	89807	0	0	89807	0.1154	89807	0	89807	0.1154	0	0.1154	0	0	NA	NA	89807
Market Maker	6	10413	0	0	10413	0.0134	10413	0	10413	0.0134	0	0.0134	0	0	NA	NA	10413
Bodies Corporate	206	1997523	0	0	1997523	2.5665	1997523	0	1997523	2.5665	0	2.5665	0	0	NA	NA	1997523
Sub Total (B)(3)	17294	18917147	0	0	18917147	24.3057	18917147	0	18917147	24.3057	0	24.3057	0	0	NA	NA	18781351
Total Public Shareholding (B)= (B)(1)+(B)(2)+(B)(3)	17300	26653628	0	0	26653628	34.246	26653628	0	26653628	34.246	0	34.246	0	0	NA	NA	26517832



*[Handwritten Signature]*

**CERTIFIED TRUE COPY  
For GUFIC BIOSCIENCES LIMITED**

*[Handwritten Signature]*  
**Company Secretary**


**Gufic Biosciences Limited**

**Table IV - Statement showing shareholding pattern of the Non Promoter- Non Public shareholder**

Category & Name of the shareholders	PAN	Nos. of shareholders	No. of fully paid up equity shares held	Partly paid-up equity shares held	No. of shares underlying Depository Receipts	Total nos. shares held	Shareholding % calculated as per SCRR, 1957 As a % of (A+B+C2)	Number of Voting Rights held in each class of securities			No. of Shares Underlying Outstanding convertible securities (including Warrants)	Shareholding, as a % assuming full conversion of convertible securities (as a percentage of diluted share capital)	Number of Locked in shares		Number of Shares pledged or otherwise encumbered		Number of equity shares held in dematerialised form	
								No of Voting Rights					Total as a % of (A+B+C)	No. (a)	As a % of total Shares held(b)	No. (a)		As a % of total Shares held(b)
								Class eg: X	Class eg: y	Total								
(I)	(II)	(III)	(IV)	(V)	(VI)	(VII) = (IV)+(V)+(VI)	(VIII) As a % of (A+B+C2)	(IX)			(X)	(XI) = (VII)+(X) As a % of (A+B+C2)	(XII)		(XIII)		(XIV)	
1	Custodian/DR Holder	0	0	0	0	0	0.0000	0	0	0	0.0000	0	0.0000	0	0.0000	NA	NA	0
2	Employee Benefit Trust (under SEBI (Share based Employee Benefit) Regulations, 2014)	0	0	0	0	0	0.0000	0	0	0	0.0000	0	0.0000	0	0.0000	NA	NA	0
	Total Non-Promoter- Non Public Shareholding (C)= (C)(1)+(C)(2)	0	0	0	0	0	0.0000	0	0	0	0.0000	0	0.0000	0	0.0000	NA	NA	0

For Gufic Biosciences Limited

*Pranav J. Choksi*  
 Pranav J. Choksi  
 CEO & Whole Time Director  
 DIN:00001731



*P. Choksi*

**CERTIFIED TRUE COPY**  
**For GUFIC BIOSCIENCES LIMITED**


*Shri Star*  
 Company Secretary

## Shareholding Pattern under Regulation 31 of SEBI (Listing Obligations and Disclosure Requirements) Regulations, 2015

1.	Name of Listed Entity: Gufic Biosciences Limited
2.	Scrip Code/Name of Scrip/Class of Security: 509079
3.	Share Holding Pattern Filed under: Reg. 31(1)(a)/Reg. 31(1)(b)/Reg.31(1)(c)
	a. If under 31(1)(b) then indicate the report for Quarter ending-Post Amalgamation (Tentative)
	b. If under 31(1)(c) then indicate date of allotment/extinguishment
4.	Declaration: The Listed entity is required to submit the following declaration to the extent of submission of information:-

	Particulars	Yes*	No*
1	Whether the Listed Entity has issued any partly paid up shares?		No
2	Whether the Listed Entity has issued any Convertible Securities or Warrants?		No
3	Whether the Listed Entity has any shares against which depository receipts are issued?		No
4	Whether the Listed Entity has any shares in locked-in?		No
5	Whether any shares held by promoters are pledge or otherwise encumbered?		No

\* If the Listed Entity selects the option 'No' for the questions above, the columns for the partly paid up shares, Outstanding Convertible Securities/Warrants, depository receipts, locked-in shares, No of shares pledged or otherwise encumbered by promoters, as applicable, shall not be displayed at the time of dissemination on the Stock Exchange website. Also wherever there is 'No' declared by Listed Entity in above table the values will be considered as 'Zero' by default on submission of the format of holding of specified securities.



CERTIFIED TRUE COPY

For GUFIC BIOSCIENCES LIMITED

  
Company Secretary

**Table I - Summary Statement holding of specified securities**

Category	Category of shareholder	Nos. of shareholders	No. of fully paid up equity shares held	No. of Partly paid-up equity shares held	No. of shares underlying Depository Receipts	Total nos. shares held	Shareholding as a % of total no. of shares (calculated as per SCRR, 1957)	Number of Voting Rights held in each class of securities			No. of Shares Underlying Outstanding convertible securities (including Warrants)	Shareholding, as a % assuming full conversion of convertible securities (as a percentage of diluted share capital)	Number of Locked in shares		Number of Shares pledged or otherwise		Number of equity shares held in dematerialised form	
								No of Voting Rights					Total as a % of (A+B+C)	No. (a)	As a % of total Shares held(b)	No. (a)		As a % of total Shares held(b)
								Class eg: X	Class eg: y	Total								
(i)	(ii)	(iii)	(iv)	(v)	(vi)	(vii) = (iv)+(v)+(vi)	(viii) As a % of (A+B+C2)	(ix)			(x)	(xi) = (vii)+(x) As a % of (A+B+C2)	(xii)		(xiii)		(xiv)	
(A)	Promoter & Promoter Group	4	63142308	0	0	63142308	65.13	63142308	0	63142308	65.13	0	65.13	0	0	0	0	63142308
(B)	Public	17300	33802198	0	0	33802198	34.87	33802198	0	33802198	34.87	0	34.87	0	0	NA	NA	33666402
(C)	Non Promoter - Non Public					0			0			0			0	NA	NA	
(C1)	Shares Underlying DRs	0	0	0	0	0	0.00	0	0	0	0	0	0	0	0	NA	NA	0
(C2)	Shares Held By Employee Trust	0	0	0	0	0	0.00	0	0	0	0	0	0	0	0	NA	NA	0
	<b>Total</b>	<b>17304</b>	<b>96944506</b>	<b>0</b>	<b>0</b>	<b>96944506</b>	<b>100.00</b>	<b>96944506</b>	<b>0</b>	<b>96944506</b>	<b>100</b>	<b>0</b>	<b>100</b>	<b>0</b>	<b>0</b>	<b>0</b>	<b>0</b>	<b>96808710</b>



*[Handwritten Signature]*

**CERTIFIED TRUE COPY**  
**For GUFIC BIOSCIENCES LIMITED**

*[Handwritten Signature]*  
**Company Secretary**




87

Category & Name of the shareholders	PAN	Nos. of shareholders	No. of fully paid up equity shares held	Partly paid-up equity shares held	No. of shares underlying Depository Receipts	Total nos. shares held	Shareholding % calculated as per SCRR, 1957 As a % of (A+B+C2)	Number of Voting Rights held in each class			No. of Shares Underlying Outstanding convertible securities (including Warrants)	Shareholding, as a % assuming full conversion of convertible securities (as a percentage of diluted share capital)	Number of Locked In		Number of Shares		Number of equity shares held in dematerialised form	
								No of Voting Rights					Total as a % of (A+B+C)	No. (a)	As a % of total Shares held(b)	No. (a)		As a % of total Shares held(b)
								Class eg: X	Class eg: y	Total								
(I)	(II)	(III)	(IV)	(V)	(VI)	(VII) = (IV)+(V)+(VI)	(VIII) As a % of (A+B+C2)	(IX)			(X)	(XI) = (VII)+(X) As a % of (A+B+C2)	(XII)	(XIII)		(XIV)		
<b>1 Indian</b>																		
(a) Individuals / Hindu Undivided Family		2	32427455	0	0	32427455	33.45	32427455	0	32427455	33.45	0	33.45	0	0	0	0	32427455
Jayesh Pannalal Choksi	AACPC0001D	1	25158829	0	0	25158829	25.95	25158829	0	25158829	25.95	0	25.95	0	0	0	0	25158829
Pranav Jayesh Choksi	ACXPC9050F	1	7268626	0	0	7268626	7.50	7268626	0	7268626	7.50	0	7.50	0	0	0	0	7268626
(b) Central Government / State Government(s)		0	0	0	0	0	0.00	0	0	0	0	0	0	0	0	0	0	0
(c) Financial Institutions / Banks		0	0	0	0	0	0.00	0	0	0	0	0	0	0	0	0	0	0
(d) Any Other (Specify)		3	30714853	0	0	30714853	31.68	30714853	0	30714853	31.68	0	31.68	0	0	0	0	30714853
Bodies Corporate		3	30714853	0	0	30714853	31.68	30714853	0	30714853	31.68	0	31.68	0	0	0	0	30714853
Zircon Teconica Private Limited (Formerly Zircon Finance & Leasing Private Limited)	AAACZ1682L	1	20523330	0	0	20523330	21.17	20523330	0	20523330	21.17	0	21.17	0	0	0	0	20523330
Gufic Private Limited	AABCG1082E	1	10191523	0	0	10191523	10.51	10191523	0	10191523	10.51	0	10.51	0	0	0	0	10191523
<b>Sub Total (A)(1)</b>		<b>4</b>	<b>63142308</b>	<b>0</b>	<b>0</b>	<b>63142308</b>	<b>65.13</b>	<b>63142308</b>	<b>0</b>	<b>63142308</b>	<b>65.13</b>	<b>0</b>	<b>65.13</b>	<b>0</b>	<b>0</b>	<b>0</b>	<b>0</b>	<b>63142308</b>
<b>2 Foreign</b>																		
(a) Individuals (Non-Resident Individuals / Foreign Individuals)		0	0	0	0	0	0.00	0	0	0	0	0	0	0	0	0	0	0
(b) Government		0	0	0	0	0	0.00	0	0	0	0	0	0	0	0	0	0	0
(c) Institutions		0	0	0	0	0	0.00	0	0	0	0	0	0	0	0	0	0	0
(d) Foreign Portfolio Investor		0	0	0	0	0	0.00	0	0	0	0	0	0	0	0	0	0	0
(e) Any Other (Specify)		0	0	0	0	0	0.00	0	0	0	0	0	0	0	0	0	0	0
<b>Sub Total (A)(2)</b>		<b>0</b>	<b>0</b>	<b>0</b>	<b>0</b>	<b>0</b>	<b>0.00</b>	<b>0</b>	<b>0</b>	<b>0</b>	<b>0</b>	<b>0</b>	<b>0</b>	<b>0</b>	<b>0</b>	<b>0</b>	<b>0</b>	<b>0</b>
<b>Total Shareholding Of Promoter And Promoter Group (A)=(A)(1)+(A)(2)</b>		<b>4</b>	<b>63142308</b>	<b>0</b>	<b>0</b>	<b>63142308</b>	<b>65.13</b>	<b>63142308</b>	<b>0</b>	<b>63142308</b>	<b>65.13</b>	<b>0</b>	<b>65.13</b>	<b>0</b>	<b>0</b>	<b>0</b>	<b>0</b>	<b>63142308</b>

**CERTIFIED TRUE COPY**  
**For GUFIC BIOSCIENCES LIMITED**

*Murli Sar*  
 Company Secretary



*Chop*

**Gufic Biosciences Limited**

**Table III - Statement showing shareholding pattern of the Public shareholder**


Category & Name of the shareholders	PAN	Nos. of shareholders	No. of fully paid up equity shares	Partly paid-up equity shares	No. of shares underlying	Total nos. shares held	Shareholding % calculated as per SCRR, 1957 As a % of (A+B+C2)	Number of Voting Rights held in each class			No. of Shares Underlying	Shareholding, as a % assuming (VII)+(X) As a % of (A+B+C2)	Number of Locked in		Number of Shares		Number of equity shares held in	
								No of Voting Rights					Total as a % of (A+B+C)	No. (a)	As a % of total Shares	No. (a)		As a % of total Shares
								Class eg: X	Class eg: Y	Total								
<b>1</b>	<b>Institutions</b>					(VII) = (IV)+(V)+(VI)	(VIII) As a % of (A+B+C2)											
(a)	Mutual Fund		2	6829775	0	0	6829775	7.05	6829775	0	6829775	7.05	0	0	0	NA	NA	6829775
	Sbi Healthcare Opportunities Fund	AABTS6407Q	1	5297837	0	0	5297837	5.46	5297837	0	5297837	5.46	0	0	0	NA	NA	5297837
	Icici Prudential Pharma Healthcare And Diagnostics (P.H.D) Fund	AAAAI0038F	1	1531938	0	0	1531938	1.58	1531938	0	1531938	1.58	0	0	0	NA	NA	1531938
(b)	Venture Capital Funds		0	0	0	0	0	0.00	0	0	0	0.00	0	0	0	NA	NA	0
(c)	Alternate Investment Funds		1	811856	0	0	811856	0.84	811856	0	811856	0.84	0	0	0	NA	NA	811856
	Sbi Active Select Fund	AATTS7547M	1	811856	0	0	811856	0.84	811856	0	811856	0.84	0	0	0	NA	NA	811856
(d)	Foreign Venture Capital Investors		0	0	0	0	0	0.00	0	0	0	0.00	0	0	0	NA	NA	0
(e)	Foreign Portfolio Investor		1	50000	0	0	50000	0.05	50000	0	50000	0.05	0	0	0	NA	NA	50000
(f)	Financial Institutions / Banks		2	44850	0	0	44850	0.05	44850	0	44850	0.05	0	0	0	NA	NA	44850
(g)	Insurance Companies		0	0	0	0	0	0.00	0	0	0	0.00	0	0	0	NA	NA	0
(h)	Provident Funds/ Pension Funds		0	0	0	0	0	0.00	0	0	0	0.00	0	0	0	NA	NA	0
(i)	Any Other (Specify)		0	0	0	0	0	0.00	0	0	0	0.00	0	0	0	NA	NA	0
	Sub Total (B)(1)		6	7736481	0	0	7736481	7.98	7736481	0	7736481	7.98	0	0	0	NA	NA	7736481
<b>2</b>	<b>Central Government/ State Government(s)/ President of India</b>																	
	Sub Total (B)(2)		0	0	0	0	0	0	0	0	0	0	0	0	0	NA	NA	0
<b>3</b>	<b>Non-Institutions</b>																	
(a)	Individuals																	
	i. Individual shareholders holding nominal share capital up to Rs. 2 lakhs.		16300	9298961	0	0	9298961	9.59	9298961	0	9298961	9.592	0	0	0	NA	NA	9163165
	ii. Individual shareholders holding nominal share capital in excess of Rs. 2 lakhs.		7	13629994	0	0	13629994	14.06	13629994	0	13629994	14.06	0	0	0	NA	NA	13629994
	Jagdish N Master	AARPM5483A		2072500	0	0	2072500	2.14	2072500	0	2072500	2.1378	0	0	0	NA	NA	2072500
	Vipula Jayesh Choksi	ACKPC2426M		10033843	0	0	10033843	10.35	10033843	0	10033843	10.3501	0	0	0	NA	NA	10033843
(b)	NBFCs registered with RBI		2	8250	0	0	8250	0.01	8250	0	8250	0.0085	0	0	0	NA	NA	8250
	Trust Employee		0	0	0	0	0	0	0	0	0	0	0	0	0	NA	NA	0
(d)	Overseas Depositories(holding DRs) (balancing figure)		0	0	0	0	0	0	0	0	0	0	0	0	0	NA	NA	0
(e)	Any Other (Specify)		985	3128512	0	0	3128512	3.23	3128512	0	3128512	3.2271	0	0	0	NA	NA	3128512
	IEPF		2	159373	0	0	159373	0.16	159373	0	159373	0.1644	0	0	0	NA	NA	159373
	Foreign Nationals		1	6996	0	0	6996	0.01	6996	0	6996	0.0072	0	0	0	NA	NA	6996
	Hindu Undivided Family		390	473504	0	0	473504	0.49	473504	0	473504	0.4884	0	0	0	NA	NA	473504
	Non Resident Indians (Non Repat)		74	186906	0	0	186906	0.19	186906	0	186906	0.1928	0	0	0	NA	NA	186906
	Non Resident Indians (Repat)		210	203990	0	0	203990	0.21	203990	0	203990	0.2104	0	0	0	NA	NA	203990
	Clearing Member		96	89807	0	0	89807	0.09	89807	0	89807	0.0926	0	0	0	NA	NA	89807
	Market Maker		6	10413	0	0	10413	0.01	10413	0	10413	0.0107	0	0	0	NA	NA	10413
	Bodies Corporate		206	1997523	0	0	1997523	2.06	1997523	0	1997523	2.0605	0	0	0	NA	NA	1997523
	Sub Total (B)(3)		17294	26065717	0	0	26065717	26.89	26065717	0	26065717	26.8872	0	0	0	NA	NA	25929921
	<b>Total Public Shareholding (B)= (B)(1)+(B)(2)+(B)(3)</b>		<b>17300</b>	<b>33802198</b>	<b>0</b>	<b>0</b>	<b>33802198</b>	<b>34.87</b>	<b>33802198</b>	<b>0</b>	<b>33802198</b>	<b>34.868</b>	<b>0</b>	<b>0</b>	<b>0</b>	<b>NA</b>	<b>NA</b>	<b>3366402</b>

**CERTIFIED TRUE COPY**  
for GUFIC BIOSCIENCES LIMITED

*[Signature]*

*[Signature]*

Company Secretary



**Gufic Biosciences Limited**

**Table IV - Statement showing shareholding pattern of the Non Promoter- Non Public shareholder**

	Category & Name of the shareholders	PAN	Nos. of shareholders	No. of fully paid up equity shares	Partly paid-up equity shares	No. of shares underlying	Total nos. shares held	Shareholding % calculated as per	Number of Voting Rights held in each class			No. of Shares Underlying	Shareholding, as a % assuming	Number of Locked in		Number of Shares		Number of equity shares held in	
									No of Voting Rights					Total as a % of (A+B+C)	No. (a)	As a % of total Shares	No. (a)		As a % of total Shares
									Class eg: X	Class eg: y	Total								
(i)	(ii)	(iii)	(iv)	(v)	(vi)	(vii) = (iv)+(v)+(vi)	(viii) As a % of (A+B+C2)	(ix)			(x)	(xi) = (vii)+(x) As a % of (A+B+C2)	(xii)		(xiii)		(xiv)		
1	Custodian/DR Holder		0	0	0	0	0	0.00	0	0	0	0.00	0	0	0	NA	NA	0	
2	Employee Benefit Trust (under SEBI (Share based Employee Benefit Regulations, 2014)		0	0	0	0	0	0.00	0	0	0	0.00	0	0	0	NA	NA	0	
	<b>Total Non-Promoter- Non Public Shareholding (C)= (C)(1)+(C)(2)</b>		0	0	0	0	0	0.00	0	0	0	0.00	0.0000	0	0	NA	NA	0	

For Gufic Biosciences Limited

*Pranav J. Choksi*  
 Pranav J. Choksi  
 CEO & Whole Time Director  
 DIN:00001731

**CERTIFIED TRUE COPY**

**For GUFIC BIOSCIENCES LIMITED**  
*[Signature]*  
 Company Secretary



*[Signature]*

Regd. Office : Survey No 171, National Highway No 8, Near Grid, At & PO Kabilpore, Navsari - 396424 Gujarat, India  
Tel No (02637) 239 946 / 329 424 Fax No (02637) 239 946 Email info@guficbio.com  
CIN No U24230GJ2012PTC070990

77/MER/LG/MAY/2019/GUPL

**SHAREHOLDING PATTERN AS ON THE DATE OF BOARD MEETING IN WHICH THE SCHEME IS APPROVED I.E., 25.03.2019 - PRE AMALGAMATION**

**Equity Shares**

Sr.	Shareholder's Name	Address	Face Value	Number of Shares
1.	Jayesh P. Choksi	Siddhi Priya, JVPD Scheme, Juhu, Vile Parle West, Mumbai - 400 056	1/-	24,99,500
2.	Vipula J. Choksi	Siddhi Priya, JVPD Scheme, Juhu, Vile Parle West, Mumbai - 400 056	1/-	24,99,500
3.	Gufic Private Limited	National Highway No.8, Nr Grid Kabil Pore, Navsari, Gujarat, 396445	1/-	1,000

**9.5% Non-cumulative Non participating Non-convertible Redeemable Preference Shares**

Sr.	Share/Debenture Holder's Name	Address	Face Value	Number of Shares
1.	Gufic Private Limited	National Highway No.8, Nr Grid Kabil Pore, Navsari, Gujarat, 396445	1/-	75,22,66,610

**POST AMALGAMATION SHAREHOLDING PATTERN:**

As the Company would not be in existence post amalgamation, the shareholding pattern of the Company would be NIL.

**For Gufic Lifesciences Pvt. Ltd.**



**Hemal Desai**  
Director  
DIN 07014744



**CERTIFIED TRUE COPY**  
For GUFIC LIFESCIENCES PVT. LTD.



**Director**

Place: Mumbai  
Date: 04.05.2019